



Cultural Site Sheet

Cultural site name	Palazzo dei Priori
Type of site	Museum
Address	Piazza dei Priori N. 1
City	Volterra (PI)
Contacts	+39 058886050
Website	https://www.comune.volterra.pi.it/vivere-il-comune/luoghi/palazzo-priori/#descrizione
WCAG 2.1 compliant accessible website	YES

TESTED BY: [Handy Superabile Social Promotion Association](#) in summer 2024

Please note The following information refers to the date of verification shown at the bottom of each sheet. **The Association** is not responsible for any significant changes made by the property after the visit.

Summary

Cultural Site Sheet.....	1
Description.....	2
Arrival at the property.....	2
Private/public parking.....	2
Pathway from the car park to the entrance.....	3
Reception.....	6
Itineraries.....	7
Services.....	10
Additional elements.....	10
Toilets for guests with reduced mobility.....	11
Medical practices/healthcare facilities.....	12

Project carried out with the contribution of the





Description

The construction of the palace was begun at the behest of Ildebrando Pannocchieschi in 1208; The construction progressed a little slowly, although it was completed in 1257, as an epigraph walled into the palace recalls. The municipal building was built in the most important city square, close to the Cathedral, entirely in stone and the façade was decorated with coats of arms of families who followed one another over the centuries. The structure is still surmounted by a tower, built around the sixteenth century and later rebuilt in its final part after the earthquake of 1846. Today the building is home to part of the municipal offices as well as temporary exhibitions.

General information

Opening and closing period	Closed 25 December
Times	Summer: from the second Monday of March to the first Sunday of November from 09.00 to 19.00 Winter: from the first Monday of November to the second Sunday of March 10.00 a.m. 4.30 p.m.
Ticket cost	10 Euro
Reductions	8 euros. Reduced for children 6 18 years old, over sixty, TCI or Fai members. Groups of 10 people or more
Online purchase	YES
Pet access	Not detected

Arrival at the property

Private/public parking

Presence of private parking	NO
Public parking nearby	YES, underground
Type of flooring in the public car park	asphalt
Presence of parking space reserved for people with disabilities	YES number 2 at the entrance to the historic center and 1 for every 50 spaces in the underground car park.

Project carried out with the contribution of the





Pathway from the car park to the entrance

The property can be reached from the car park	With lift, door width 80 cm, depth and internal width 120 x 120. External call key height 120 cm, internal keys 125/150 cm
Path from the lift to the parking exit	Via a 9-meter long ramp with a slope of 13%. The Palace can be reached through avenues of the historic center with paving in stone blocks.
Distance from parking to entrance	150 meters
There are indicators and tactile maps	NO
There is an accessible entrance	YES secondary entrance (left side of the building)
How to access the site	<input checked="" type="checkbox"/> flat <input checked="" type="checkbox"/> by elevator door width 70, internal width 97, depth 115, external call keys 110, internal 110/140 in Braille
Useful width of door/entrance gate	Above 90 cm
Type of door	2-leaf gate



Project promoted by



Regione Toscana



Main entrance with 3 irregular steps of variable height from 14/24 cm

Project carried out with the contribution of the



Presidenza del
Consiglio dei Ministri
Ministro per la disabilità

Project promoted by



Regione Toscana



Interior of the Palace from the main entrance



Side entrance





Project carried out with the contribution of the



Presidenza del
Consiglio dei Ministri
Ministro per la disabilità





Reception

How to access from the side entrance	via ramp 170 cm long, 82 cm wide, slope 8.5%, no handrail.
	
Priority access for visitors with disabilities	YES
Orientation signs	<input checked="" type="checkbox"/> directional signs placed at 140/170 cm with contrasting colors
Type of information material	<input type="checkbox"/> Braille guides <input type="checkbox"/> guides in large print <input type="checkbox"/> Facilitated Language Guides (AAC) <input type="checkbox"/> Audio guides <input type="checkbox"/> video guides in LIS or subtitles <input type="checkbox"/> tactile maps <input type="checkbox"/> QR code <input type="checkbox"/> imapp
A cloakroom accessible to visitors with motor disabilities is available	NO
Multilingual staff	YES
The staff followed a training course on welcoming people with different disabilities	NO
Presence of sign language interpreters	NO
Reception desk height	bench above 90 cm





Itineraries

Presence of maps	NO
Touch indicators and visual-touch maps, touch models	NO
Presence of didactic panels	YES
Audio guide	NO
Multimedia workstations accessible from a seated position	NO
Stopping points	YES
Route spread over several floors	YES No. 3 floors
Floor 1, Council and Council Chamber	It is accessed via 1st ramp to access the Council Chamber, length 80 cm, width 120 cm slope 5%, 2nd ramp to access the Council Room, length 90 cm width 120 cm slope 6.5%
	





	
	
Usable width of door/entrance gate/corridor	Above 90 cm
Room Identification	without identification sign
Floor 2 Exhibition Hall	It can only be accessed via a step with an irregular height of about 25/28 cm
	







	<p>Inside the exhibition hall on floor 2 there is an additional room reachable by a ramp length 85 cm, width 100 cm slope 8.5%</p>
<p>Floor 3 Exhibition hall and access to the Tower</p>	<p>Accessible by elevator. From the elevator, a path of about 2.5 meters on the flat and free of obstacles meets a ramp 153 cm long, 82 cm wide, 7.5% slope that allows you to reach the other exhibition hall.</p>
	
	





<p>From the exhibition hall on floor 2 through a staircase with numerous steps and narrow passages you reach the Tower</p>	
	

Services



Additional elements

Guided tours for groups	YES
Guided tours for individuals	YES
Activities for children and families	Not detected
Guided tours with trained staff	<input type="checkbox"/> in sign language <input type="checkbox"/> for visitors with reduced mobility <input type="checkbox"/> in Facilitated Language (AAC)
Accessible bookshop	<input type="checkbox"/> flat <input type="checkbox"/> via ramp Choose an item.





Toilets for guests with reduced mobility

Number of accessible toilets for guests with reduced mobility	1
Location	third floor
How to access the premises	<input checked="" type="checkbox"/> via ramp single length 140 cm, width 82 cm, slope 4.5%, no handrails
Usable width of the entrance door	85 cm
Toilet height	50 cm
Toilet seat with open front tooth	NO
Support handles	to the left of the toilet
Flexible shower on the side of the toilet	YES
Free space on the sides of the toilet	left Above 90 cm right 31 cm frontal Above 90 cm
Electric doorbell/telephone	YES
Washbasin with space underneath for wheelchair approach	67 cm
Baby changing table	NO
	





Medical practices/healthcare facilities

Hospitals near the property	S. Maria Maddalena Volterra Hospital, Borgo San Lazzero 5, Tel +39 0588 91911
Other healthcare facilities	Azienda Usl Volterra Borgo San Lazzero 5, Tel +39 0588 91822 Pronto soccorso at Ospedale Tel +39 0588 91701 Dialysis service on holiday Tel +39 0588 91782 at the Hospital

TESTED BY: [Handy Superabile Social Promotion Association](#) in 2024

